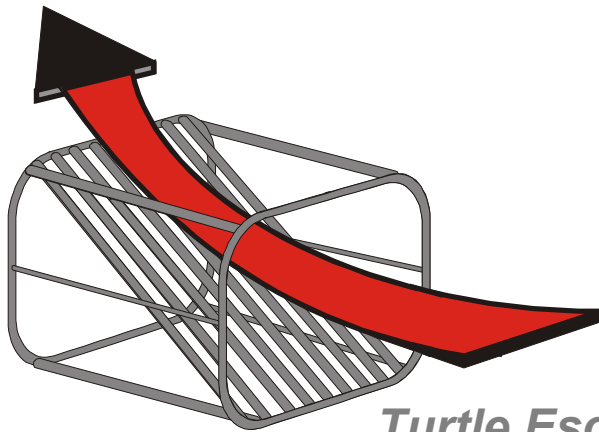
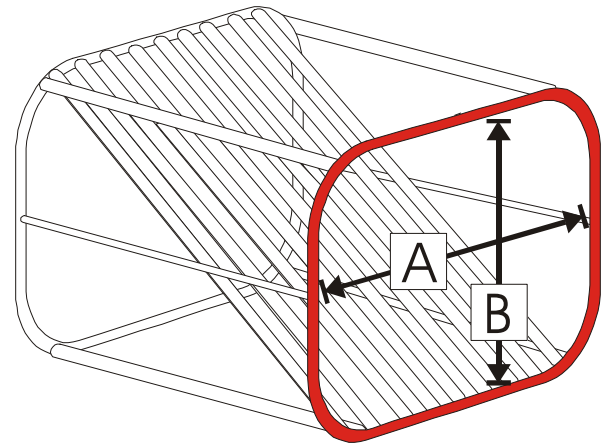


Minimum Frame Dimensions

Hooped Hard TED : Inshore



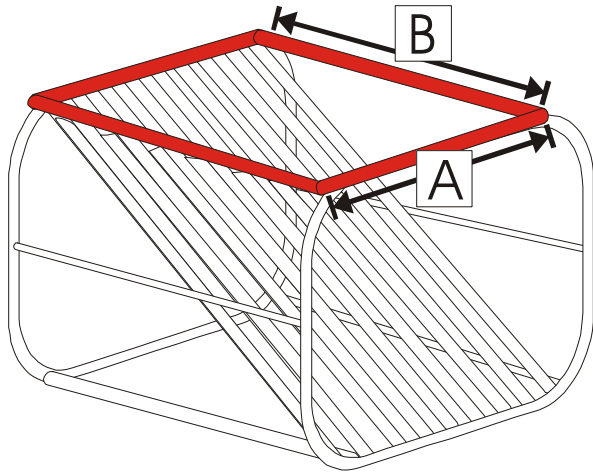
Turtle Escape Path



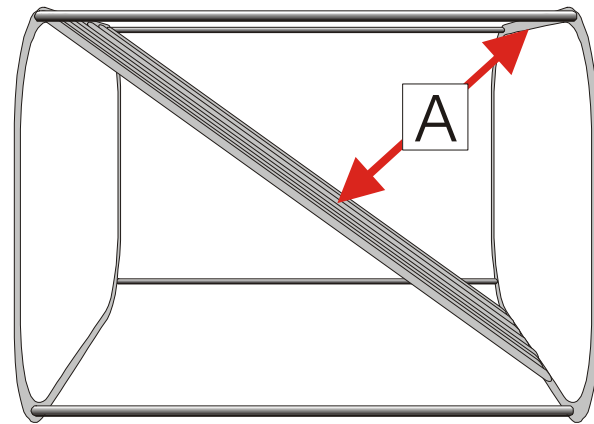
The front hoop on a inshore hooped hard TED must have an inside horizontal measurement of at least 35 inches (89 cm) **[A]** and an inside vertical measurement of at least 30 inches (76 cm) **[B]**.

Minimum Frame Dimensions

Hooped Hard TED : Inshore



An inshore hooped hard TED the escape opening must have a horizontal measurement no less than 35 inches (89 cm) wide [A] and a forward measurement no less than 20 inches (51 cm) [B] .



The clearance between the deflector bars and the top of the front hoop must be at least 20 inches (51 cm) [A].